



SINGLEstream™ Dual Link Aggregation Tap (LX) with 6 - SFP Monitoring Ports SS-2210LX-SFP

**Full-Duplex Visibility
 for Two (2) In-Line
 Network Links even
 with Single Interface
 Monitoring Solutions**



Aggregation



Monitoring full duplex network traffic from multiple sources is often a critical requirement for network monitoring applications.

For example, in order to properly monitor redundant networks or a pair of load balanced links, network professionals might need to receive traffic simultaneously from two different network segments.

In some cases, two network links may be bound together and operate as one logical network in order to improve bandwidth. In such an implementation, packets are distributed across two different physical links. Often, traffic transmits on one segment and receives on another. This makes network analysis and monitoring especially challenging. If an analyzer or monitoring device is put on only one physical link, it will not see the entire conversation

Also, while traditional taps might enable full-duplex monitoring of all traffic on a network link, they transmit the data to the connected monitoring device in two separate half-duplex streams (one for Tx and one for Rx). Not only does this require the monitoring device to have two network interface cards, it also requires that the device be capable of combining and processing both streams of data in order to monitor both sides of the conversation. Not all monitoring systems have the required hardware to aggregate traffic.

The SINGLEstream™ Dual Link Aggregation Tap has two (2) network taps. Each tap combines both directions of a full duplex data stream and allows connected monitoring devices, even those with only one NIC, to receive a copy of all the data collected from both taps in a single trace file.

Totally Passive and Power Fault Tolerant



Fiber taps are completely passive devices and are not a point of failure on the network. Even if power is lost to the tap, the

network traffic will not be affected. If one side of the link fails for any reason, the device on the other side of the link will recognize this outage immediately, so routers and switches can engage redundant protocols and failover systems. Because both sides of the link are always open, the network will automatically re-establish the primary link as soon as both sides of the network and the endpoint devices become operational.

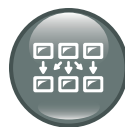
Regeneration



One-to-Many configurations replicate copies of identical network traffic to provide multiple tools monitoring access to the

same links. In addition to eliminating contention for access to critical links, multiple tools can be connected to the same link for redundancy, testing, or advanced monitoring applications.

Any-to-Any



Any of the SS-2210LX-SFP's six (6) any-to-any ports can be configured as input (network) or output (monitoring) ports on the fly through

easy to use command line interface (CLI). Any monitoring port can receive traffic from any of the other ports, eliminating the need for network managers to change complex network configurations or move tools around their network. Additionally, the any-to-any ports can be configured to receive data from a switch's SPAN port providing the flexibility of a combined in-line and out-of-band monitoring solution.

Benefits

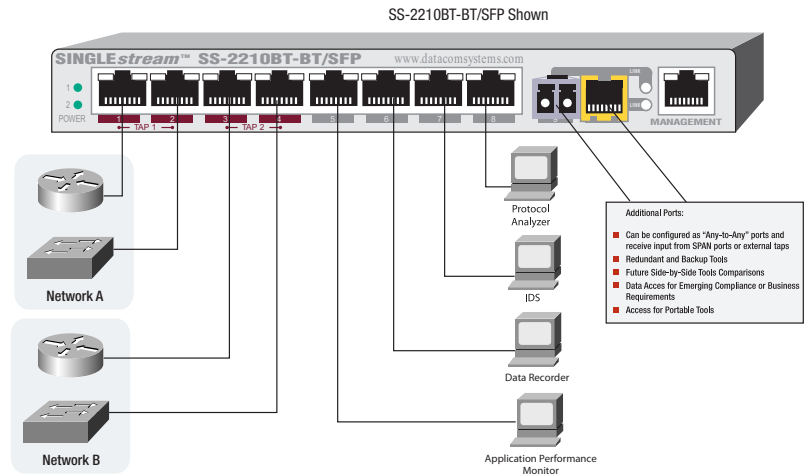
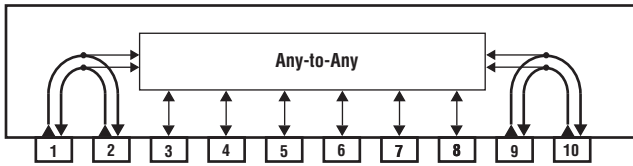

- View entire full-duplex conversations even across redundant or load balanced links using single-interface monitoring tools
- Save money by reducing number of required tools or tool interfaces necessary to monitor all your data
- Decreased reliance on switch resources for network management visibility - eliminate SPAN port contention, oversubscription, and configuration errors
- After installation, deploy tools right away without impacting your production network
- Single point of deployment and remote management minimizes management expenses and reduces MTTR
- Automatic coverage of redundant network - One tool can monitor two networks

Features

- Aggregation - Receive copies of multiple network links or channels into one stream for visibility into complete network conversations
- 100% Network Uptime - Single mode fiber tap is completely passive and won't disrupt the network even if power is lost to the tap
- Regeneration - Send copies of traffic from the tap to multiple connected tools to share data sources
- Monitoring Port Speeds from 10 to 1000MB; full duplex, half duplex, or auto-negotiate
- SFP Flexibility - monitor fiber links with copper tools
- Flexible traffic flow to monitoring tools - single-direction or bidirectional for traffic injection
- Dual Redundant Power ensures monitoring uptime

SINGLEstream™ Dual Link Aggregation Tap (LX) with 6 - SFP Monitoring Ports

SS-2210LX-SFP



Technical Specifications - SS-2210LX-SFP

PORTS

Network: Two (2) Duplex LC Single Mode Taps (9 Micron)
 Monitoring: Six (6) SFP Any-to-Any Ports
 Management: RJ45 @ 100Mbps Full-Duplex
 Serial: DB9F

POWER REQUIREMENTS

Two (2) External AC Adapters (Included)
 Input: 100-240VAC, 50-60Hz, 0.4-0.2A
 Output: 5VDC, 2.5A

CERTIFICATIONS

CE
 Fully RoHS Compliant

PHYSICAL DIMENSIONS (HXWXD)

1.10 x 8.00 x 7.00 in (2.79 x 20.32 x 17.78 cm)

WEIGHT

1.6 lbs (0.7 kgs)

ENVIRONMENTAL

Operating Temperature: 32° to 104°F (0° to 40°C)
 Storage Temperature: -22° to 149°F (-30° to 65°C)
 Humidity: 5 to 90% non-condensing

WARRANTY

Two (2) Year Limited Warranty

ORDER INFORMATION

Product	Description
SS-2210LX-SFP	SINGLEstream™ Dual Link Aggregation Tap (LX) with 6 - SFP Monitoring Ports
SFP	SFP-LX, SFP-SX or SFP-RJ45 (Required Additional Purchase)
Optional Equipment	
RMC-2	2-TAP 1U Rack Mount Chassis
RMC-12-2	12-TAP 6U Rack Mount Chassis
RPS-12-5-AC (or -DC)	12-TAP Dual Redundant Rack Mountable Power Supply Unit (specify AC or DC)



Contact NextGig Systems 805-277-2400 NextGigSystems.com